

- SPARKLE -

S mile

P ay Attention

A sk Questions

R eact Positively

K eep Trying

L ove Learning

E njoy School



Orchards Junior School



Transition Booklet

Welcome to YEAR 3

A place to SPARKLE

Welcome to our school...



☞ You will **SPARKLE** here! ☞



This is the Cookery Room...



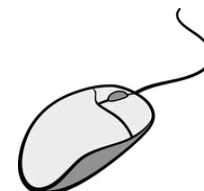
Reception



This is the Medical Room



This is the ICT suite...



This is the Library...




This is the Playground...




Our re-surfaced playground has had a multi use games area (MUGA) installed, allowing the children to play ball games safely at breaktimes and after school at clubs.

**This is where you leave your
bikes and scooters during the
day!**



➤ This is the Mentoring Room ➤



- This is the Art Room -



...This is the Calm Area...



**A place where you can read,
colour or talk quietly
during break times.**

The Field!



This is the Music Room...



This is the Hall...



This is where
we eat our
lunch!



This is the Gardening Area



This is the Dance Studio



This is the Meeting Room...



**The Junior Governors will meet
here with Dr Jones to discuss
the school.**

The Year 3 Toilets



Say Hi to Dr Jones!




**You will be given your own
locker!**



**You can leave your
belongings in here during the
school day.**



**Will you be a
Year 3 BUZZY BEE?**





This is Aspen Class....

Children come here for lessons and interven-

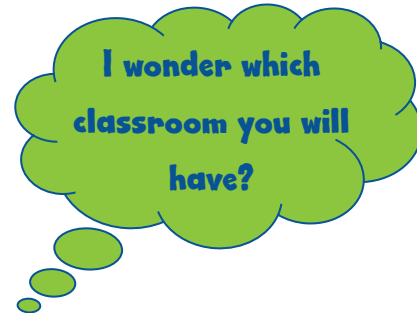


This is The Nest....

enabling a calm start to the day.



The Year 3 Classrooms!



...We provide you with...



PE Top



Tie



Water bottle