



- SPARKLE -

Smile
Pay Attention
Ask Questions
React Positively
Keep Trying
Love Learning
Enjoy School



Orchards Junior School



Transition Booklet

Welcome to YEAR 3

A place to SPARKLE



Welcome to our school...



You will SPARKLE here!



This is the Cookery Room...



Reception



This is the Medical Room



This is the ICT suite...



This is the Library...




This is the Playground...



Our newly, re-surfaced playground has had a multi use games area (MUGA) installed allowing the children to play ball games safely at break-times and after school at clubs.

Keep an eye out as new playground markings will be added later this Summer to make our playground look even more spectacular and fun.

**This is where you leave
your bikes and scooters
during the day!**



➤ This is the Mentoring Room ➤



- This is the Art Room -



...This is the Calm Area...




**A place where you can
read,
colour or talk quietly
during break times.**

The Field!



This is the Music Room...



This is the Hall...



This is
where we
eat our
lunch!



This is the Gardening Area



This is the Dance Studio...



This is the Meeting Room...



The Junior Governors will meet here with Dr Jones to discuss the school.

The Year 3 Toilets



Say Hi to Dr Jones!




You will be given your own locker!



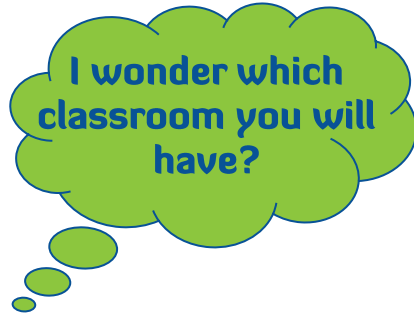
You can leave your belongings in here during the school day.



 **Will you be a Year 3 BUZZY BEE?**



The Year 3 Classrooms!



...We provide you with...



PE Top



Tie



Water bottle

... Map of the School ...

