
















## YEAR 6: Summer 1 2021

### Fiction: 'Warning stories'

**IMPORTANT** Parent or Carer – Read this plan with your child and check that you are happy with what they have to do and any weblinks or use of internet.

The 'Talk for Writing' booklet will be enough for 2 weeks work. Follow the activities in the order they are set to enable you to create your own warning story. This will help you develop your story ideas and sentence structure.

-  Activity 1 – riddles & reading/listening to the story
-  Activity 2 – storytelling and mapping
-  Activity 3 – underlying pattern of warning stories
-  Activity 4 – matching vocabulary
-  Activity 5 – sentence imitation
-  Activity 6 – reading as a reader
-  Activity 7 – setting description
-  Activity 8 – spotting good setting description
-  Activity 9 – short burst writing
-  Activity 10 – new ideas for your story
-  Activity 11 – planning
-  Activity 12 – talk your plan through
-  Activity 13 – draw your scene
-  Activity 14 – time to write your story
-  Activity 15 – extension writing

When you have finished your story, send a copy to your teacher.