






YEAR 4: Week 1

Narrative: Snow White in New York





IMPORTANT Parent or Carer – Read this plan with your child and check that you are happy with what they have to do and any weblinks or use of internet.

Over the next few weeks children will be identifying fairy-tale styles with modern twists, leading up to eventually writing their own modern twist fairy-tale.




Day 1

-  Think about what you already know about the story of Snow White and the Seven Dwarves. Create a mind map.
-  Read the traditional fairy-tale of Snow White (PowerPoint). Identify key facts about the plot and characters.
-  Look at the front cover of Snow White in New York. What do you notice? What comparisons can you already make between the two stories?
-  Watch the video clip of Snow White in New York.
-  Think about the similarities or differences between the two stories. Write up these comparison onto the mind map sheet.

Day 2 & 3:

-  What makes a baddie? Think about the Queen's character. What words would you choose to describe her? What do we call describing words?
-  On your thinking side sheet come up with different adjectives to describe the queen's appearance and in the second box describe the queen's character. E.g black knotted hair, sharp blood-red nails, and cruel heart.
-  Now use your thinking side to create a descriptive paragraph about the queen. Try to use noun phrases, similes etc. that you would have learnt about in school.
-  Design your own 'baddie' character thinking about powerful adjectives to describe them. Think about how they would smell, how they would sound, how they move. You can draw your 'baddie' and label them with your ideas. If you are up to the challenge write a descriptive paragraph.

Day 4 & 5:

-  Think about the phrase 'poor little rich girl' from page 1 of the story. Think about how Snow White is both poor and rich at the same time. Write up a list of as many opposites that you can think of. Think of/write funny things which each adjective can describe e.g. a skinny hippo.
-  Remind yourself of the story of Snow White in New York and the traditional tale. What phrases do we often come across in a fairy tale? What type of characters/things do we also often find? Think about the vocabulary used in Snow White in New York. How is it different from the language we would expect to find in a fairy tale? Create a word bank of interesting examples of language.
-  Create a storyboard of the key events. Underneath each create sentences to describe the setting and characters.