





YEAR 4: Week beginning 15th March 2021

Non-fiction: Non-Chronological Report Writing based on the Romans





IMPORTANT Parent or Carer – Read this plan with your child and check that you are happy with what they have to do and any weblinks or use of internet.

Explain to the children that at the end of the next two weeks they will have produced a non-chronological information page, as if it had been taken from a non-fiction book.





Day 1: The Importance of Note Taking

-  Read through the **PowerPoint** on features of a non-chronological report.
-  Discuss (if you can) what they think is meant by taking notes? Why is it an important skill? When would it be used in everyday life and who would use it? Discuss the importance of notes making sense once the original information has been removed. Can they de-code what they have written – if they cannot then their notes need to be clearer or more detail – discuss this.
-  Using the Romans reading comprehension children should read this through thoroughly and independently start to take notes of the key information.
-  To add to these notes children can research facts about the Romans. Consider how to lay their notes out: maybe in different boxes for different subjects or using subheadings to help them.






Day 2: Key Questions & Additional Research

-  Read through **notes** made yesterday to become familiar with the content again.
-  Children to decide their subject areas that they want to research e.g. Roman Clothing, Roman Food & Drink, Romans in Battle etc.
-  Create **key questions** for each subject area that they think is important to answer in their report. E.g. How long did Roman dinner parties last? Were all gladiators slaves? Was the Colosseum the biggest amphitheatre in Rome? Why were the Roman Army so effective in battle? What did the Romans do for us? Do we still use any Roman creations or ideas today?
-  If they find any “holes” in their notes that do not answer the questions they want answering they should research these and create notes based on this.

Day 3: The Importance of Subheadings

-  Children are going to begin to plan their own non-chronological report.
-  Recap what a **subheading** is and why we might use subheadings in a piece of writing.
-  Children to choose **4 subheadings** maximum to write about in their report. Refer back to last two lessons work.
-  Children to create subheadings that are interesting but let the reader know what that paragraph is about. E.g Magnificent Meals (uses alliteration but tells us the paragraph is about Roman Food & Drink), Extreme Entertainment etc.

Days 4 & 5: Opening Paragraph

-  Use your plan from yesterday to start to write a draft introduction on the topic of the Romans. Note: this should be informative but should also be a summary, try not to give away all your interesting facts in the opening paragraph.
-  Look to see which non-fiction writing features you have used. Can you include any others?
-  Check spellings and improve your vocabulary choices – you may want to use a dictionary/thesaurus or [look online](#).
-  Now write out your introduction in best using your neatest handwriting or type it up.
-  Show an adult your finished introduction, be proud of your achievements and send a copy to your teacher on Dojo or save it to bring into school.