






YEAR 4: Week 2

Narrative: Snow White in New York








IMPORTANT Parent or Carer – Read this plan with your child and check that you are happy with what they have to do and any weblinks or use of internet.

Over the next few weeks children will be identifying fairy-tale styles with modern twists, leading up to eventually writing their own modern twist fairy-tale.

Day 1 & 2

-  Recap work from previous week, use this as an opportunity to re-read Snow White in New York
-  Look through persuasive writing PowerPoint. Consider when we would need to use it. What examples of persuasion can you think of?
-  You will be creating a persuasive advert in the voice of the Queen for a bodyguard to take Snow White in to the city and lose her. Think about how the Queen would describe the job role. What persuasive devices and language could you use in the writing? Why would the person reading it want the job? Are there any benefits to working for the Queen?
-  You may want to draft your language and phrases and then complete this on the templates provided.
-  Don't forget to edit your spellings and check your work carefully.

Day 3, 4 & 5:

-  Today you are going to plan a diary entry for a chosen character from the story. Think back to your key events storyboard that you created last week to help you.
-  Consider writing as Snow White, the Queen, one of the Jazz Men or the reporter. Remember a diary entry is in first person so you will use 'I' throughout.
-  On your thinking side sheet make a decision about which writing lenses you want to cover in each learning chunk.
-  Use your thinking side to collect key language and phrases that you could use in your diary write.
-  Consider which character to write as, who else might play a part in your diary entry, how was the person feeling at a certain point of the story, which key event will your writing cover, what are the important things that have happened?
-  On day 4 & 5 you should then aim to write your diary *remember to start with Dear Diary, and then edit and improve this piece of writing.
-  Top tip: to make writing your diary easier make sure you choose ONE key event from ONE day. If you want to extend your diary and write over two or more days then you can.