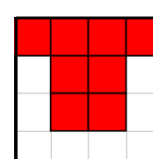
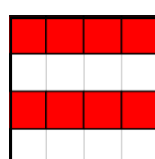
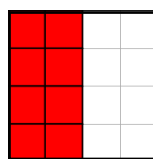

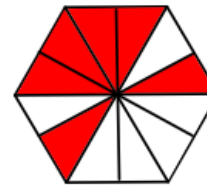
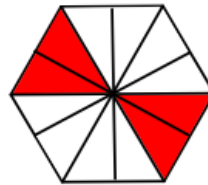
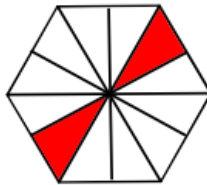
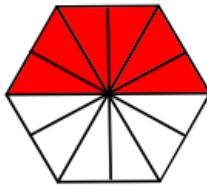
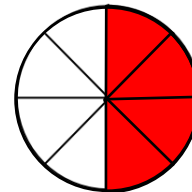
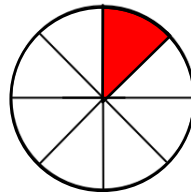
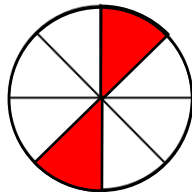
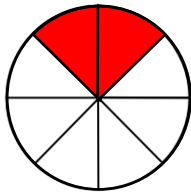

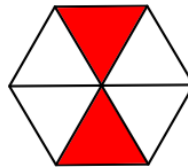
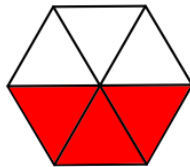
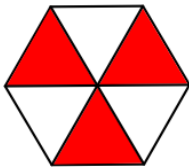
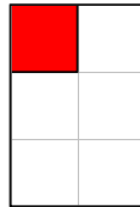
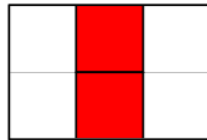

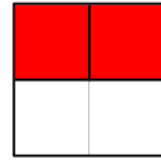
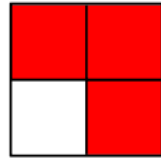
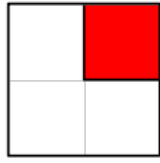



# Fractions Equivalent to One Half



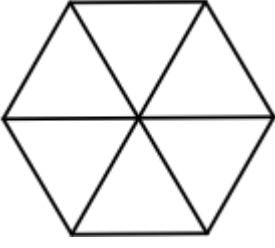
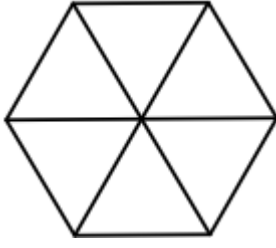
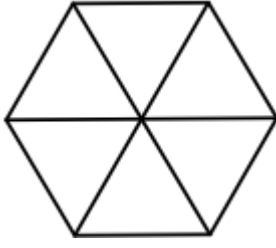
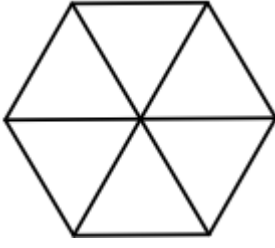
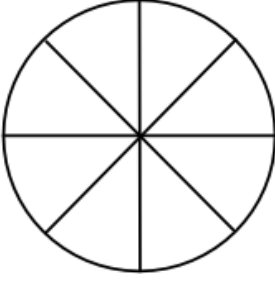
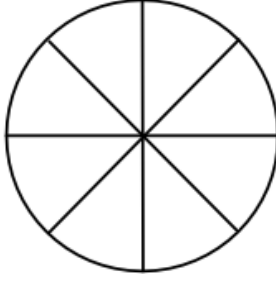
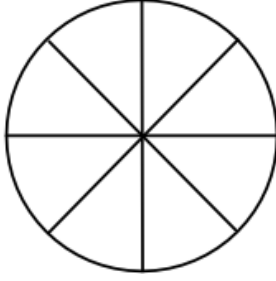
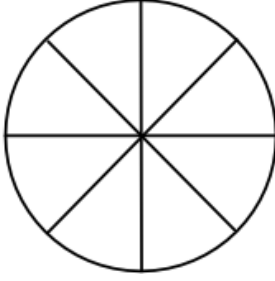
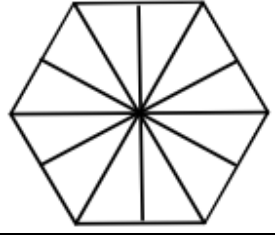
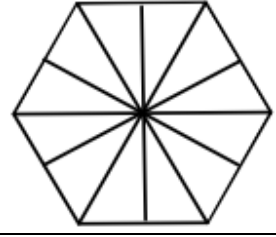
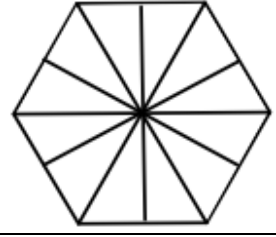
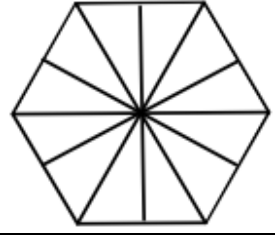
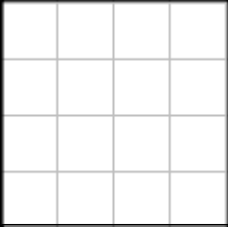



**Section A:** Tick the diagrams which show fractions equivalent to  $\frac{1}{2}$



Write all the fractions above equivalent to  $\frac{1}{2}$

What do you notice?

**Section B: Shade 1/2**

			
Equivalent fraction =	Equivalent fraction =	Equivalent fraction =	Equivalent fraction =
			
Equivalent fraction =	Equivalent fraction =	Equivalent fraction =	Equivalent fraction =
			
Equivalent fraction =	Equivalent fraction =	Equivalent fraction =	Equivalent fraction =
			
Equivalent fraction =	Equivalent fraction =	Equivalent fraction =	Equivalent fraction =

**Section C**

$$\frac{1}{2} = \frac{2}{\square}$$

$$\frac{1}{2} = \frac{6}{\square}$$

$$\frac{1}{2} = \frac{16}{\square}$$

$$\frac{1}{2} = \frac{18}{\square}$$

$$\frac{1}{2} = \frac{\square}{36}$$

$$\frac{1}{2} = \frac{3}{\square}$$

$$\frac{1}{2} = \frac{7}{\square}$$

$$\frac{1}{2} = \frac{20}{\square}$$

$$\frac{1}{2} = \frac{26}{\square}$$

$$\frac{1}{2} = \frac{22}{\square}$$

$$\frac{1}{2} = \frac{4}{\square}$$

$$\frac{1}{2} = \frac{8}{\square}$$

$$\frac{1}{2} = \frac{22}{\square}$$

$$\frac{1}{2} = \frac{40}{\square}$$

$$\frac{1}{2} = \frac{\square}{120}$$

$$\frac{1}{2} = \frac{5}{\square}$$

$$\frac{1}{2} = \frac{9}{\square}$$

$$\frac{1}{2} = \frac{30}{\square}$$

$$\frac{1}{2} = \frac{50}{\square}$$

$$\frac{1}{2} = \frac{71}{\square}$$