





## YEAR 6: Week beginning 1<sup>st</sup> March 2021

### Fiction: 'Ride of Passage' video





**IMPORTANT** Parent or Carer – Read this plan with your child and check that you are happy with what they have to do and any weblinks or use of internet.

This week you will be watching a short film from a different culture and using the content to write informal letters and diary entries as well as completing a grammar activity focusing on speech. Days 1-4 you will complete the writing activities and day 5 will be the grammar focus. **You can complete the grammar mat between the other activities.**





#### Day 1:

-  Watch the **Ride of Passage** video and jot down what you think of the setting, characters and main events.
-  At the beginning of the film it shows that the hunter who kills the largest animal becomes chief of the tribe. How did this make you feel? The boy in the film is called Toki, how do you think he, and the other tribal boys, feel about their first hunt? How do Toki's feeling change during the hunt? Jot these ideas down too.
-  Watch the film through again looking closely at the setting of the village. Where do you think it is in relation to the rainforest that they hunt in? At the edge, in a clearing, deep in the forest. Are all the huts the same size? If not, why not? Who do you think lives in the larger huts? What might they be used for?
-  On a sheet of paper, create a map of Toki's village and the surrounding rainforest. You can colour this in if you have time. Think of some questions that you would like to ask Toki and write these around your drawing. There are some examples to look at in the resources folder.



#### Day 2:

-  Today we will be writing a letter to Toki so watch the **Ride of Passage** video again to remind yourself of the main events.
-  Look back at your work from yesterday as you will be including the questions you created in the letter.
-  Read through some of the informal letter examples to remind yourself of layout. Your letter can be quite casual as you are writing to another child.
-  Plan and write your letter to Toki. Tell him about yourself and how your life differs to his. Include some/all of the questions that you wrote yesterday and try to include some of the words from the **Ride of Passage vocabulary ninja sheets**. There is a letter template provided if you would like to use it.

#### Day 3 & 4:

-  Over the next 2 days we will be writing a diary entry as Toki talking about the day he went hunting. Think about the questions you asked in your letter and how Toki might answer them. Really try to get into the character of Toki and imagine how he would have felt – excited, nervous, frightened etc.
-  On **day 3** you should draft out the diary entry. Try to include some of the **ninja vocabulary** and use a range of connectives such as 'because', 'so that', 'while', 'during' etc. Remember to write in the first person 'I'.
-  Remember this is a huge day in Toki's life so make the entry as exciting as possible.
-  On **day 4**, edit and improve your writing. Can you start sentences in different way? Maybe with a verb/adverb. Can you write a mix of long/short sentences? Have you included a range of punctuation? When you are happy with your final piece, write it up neatly and illustrate it if you wish or use one of the rainforest writing templates.

#### Days 5:

-  Today we will be revising the conventions of speech and how to set it out correctly. Read carefully through the **Punctuating Speech** powerpoint making sure you understand each slide.
-  Complete **Dialogue Practice 1** by add speech marks. If you feel confident, continue with **Dialogue Practice 2**