

Name : _____

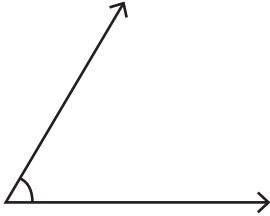
Score : _____

Classifying Angles

L1S1

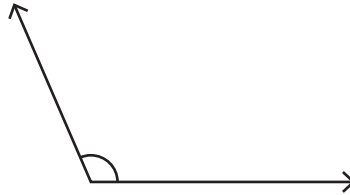
Classify each angle as acute, obtuse, right or straight.

1)



Type : _____

2)



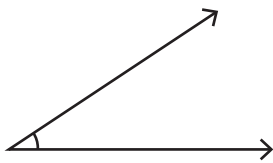
Type : _____

3)



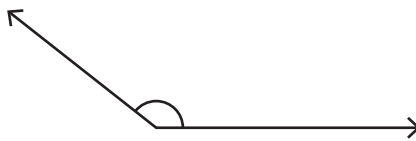
Type : _____

4)



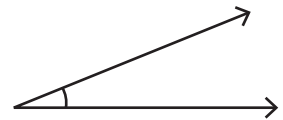
Type : _____

5)



Type : _____

6)



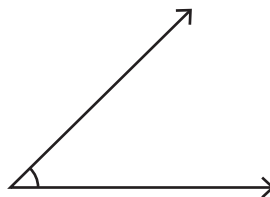
Type : _____

7)



Type : _____

8)



Type : _____

9)



Type : _____

10) 49°

Type : _____

11) 82°

Type : _____

12) 180°

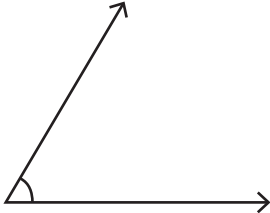
Type : _____

Answer Key**Classifying Angles**

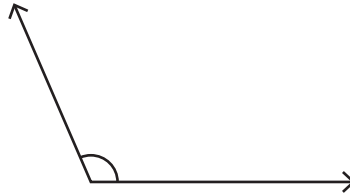
L1S1

Classify each angle as acute, obtuse, right or straight.

1)

Type : Acute

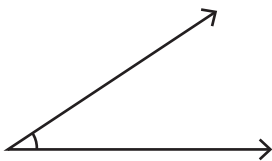
2)

Type : Obtuse

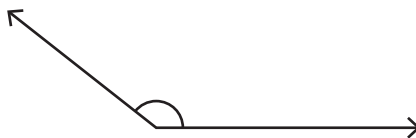
3)

Type : Right

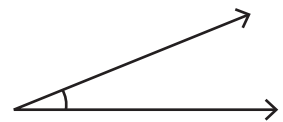
4)

Type : Acute

5)

Type : Obtuse

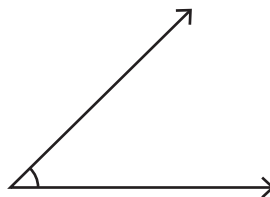
6)

Type : Acute

7)

Type : Straight

8)

Type : Acute

9)

Type : Obtuse

10) 49°

Type : Acute

11) 82°

Type : Acute

12) 180°

Type : Straight