

Please make sure that you print this resource at 100% so that all measurements are correct.

To do this, follow the relevant steps below.

Adobe Reader or Adobe Acrobat


- Adobe Reader is a free PDF viewer, from Adobe. To install a copy of Adobe Reader, go to <https://get.adobe.com/uk/reader/>.
- Once Adobe Reader is installed, open your PDF.
- Go to File>Print.
- Under 'Page Sizing & Handling', select 'Size'.
- From here, make sure that 'Actual Size' is selected.
- Print this page as a test, making sure that the shape below is the correct size once printed.
- If the test print is correct, print your PDF.

Foxit Reader

- Go to File>Print.
- Set the 'Scaling' to 'None'.
- Print this page as a test, making sure that the shape below is the correct size once printed.
- If the test print is correct, print your PDF.

Web Browser


- If printing from a web browser, such as Chrome, Firefox or Microsoft Edge make sure that your printer is set to print at 100%, either by unticking 'Fit to Page' or selecting 'Actual Size'.
- Print this page as a test, making sure that the shape below is the correct size once printed.
- If the test print is correct, print your PDF.



Calculating the Area of Shapes by Counting Squares

Count the squares to find the area of the letter shapes.

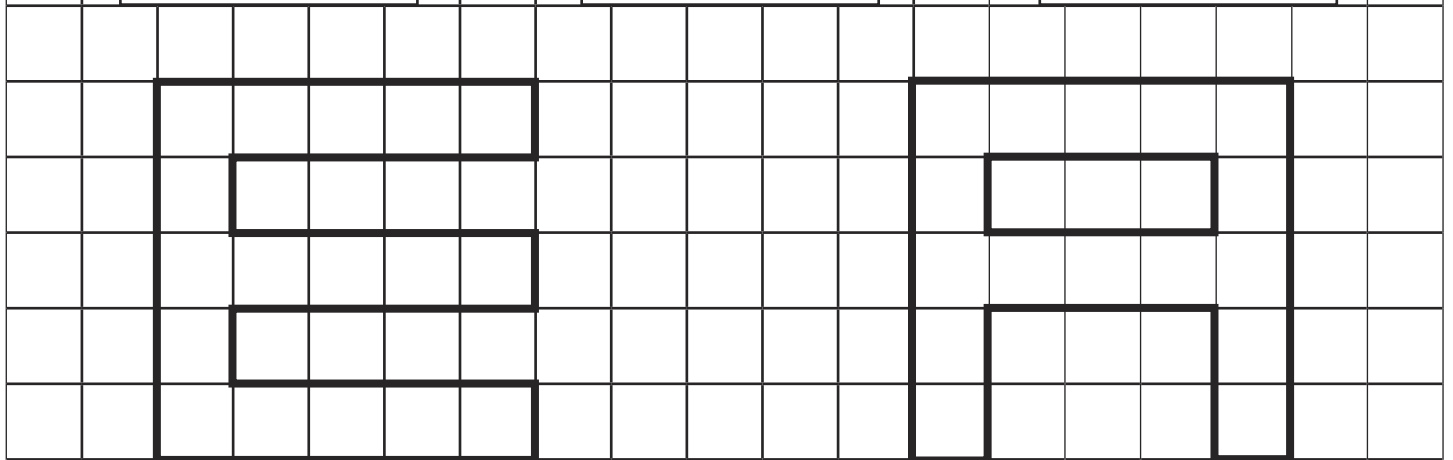
Top tip – make a mark in each square you have counted to save you counting it twice.



1. Area= ___ cm²

2. Area= ___ cm²


3. Area= ___ cm²



4. Area= _____ cm²

5. Area= _____ cm²

6. Can you draw a letter shape with an area of 18 cm²?



Calculating the Area of Shapes by Counting Squares **Answers**

1. 11 cm^2
2. 7 cm^2
3. 12 cm^2
4. 17 cm^2
5. 16 cm^2
6. Answers will vary.