


matching Pairs

How to play

- 1 Shuffle all the cards. Lay them face down.
- 2 Decide who will go first.
- 3 The first player chooses a card and carefully turns it over. The player then chooses another card and turns it over.
- 4 If the two cards are a matching pair – for example two robins – then they take the two cards and start a pile. If the cards are not a match they are turned back over and it is now the next player's turn.
- 5 The next player then chooses their first card and turns it over. Then they choose a second card to turn over. If they make a matching pair, they keep the matching cards and start their own pile.
- 6 Players take it turns, turning two cards over each, until there are no more cards left.
- 7 The winner is the one with the most cards at the end.



Keep watching the cards even if it is not your turn. The cards that other players turn over could be the match you're looking for.

House sparrow



Starling



Blackbird



Blue tit



House sparrow



Starling




Blackbird



Blue tit



Woodpigeon



Chaffinch




Robin



Great tit



Woodpigeon



Chaffinch



Robin



Great tit



Magpie



Black-headed gull



Carrion crow / Hooded crow



Song thrush



Magpie



Black-headed gull



Carrion crow / Hooded crow



Song thrush

