

Varied Fluency

Step 1: Comparing Statements

National Curriculum Objectives:

Mathematics Year 3: (3C6) [Recall and use multiplication and division facts for the 3, 4 and 8 multiplication tables](#)

Mathematics Year 3: (3C7) [Write and calculate mathematical statements for multiplication and division using the multiplication tables that they know, including for two-digit numbers times one-digit numbers, using mental and progressing to formal written methods](#)

Differentiation:

Developing Questions to support using knowledge of multiplication facts to compare statements using inequality symbols. Includes multiples of 2, 3, 4, 5 and 8 with pictorial support for all questions. Using the words equals to, greater than and less than to support the inequality symbol.

Expected Questions to support using knowledge of multiplication facts to compare statements using inequality symbols. Includes multiples of 2, 3, 4, 5 and 8 with some pictorial support and some use of division and repeated addition statements.

Greater Depth Questions to support using knowledge of multiplication facts to compare statements using inequality symbols. Includes multiples of 2, 3, 4, 5 and 8, no pictorial support. Questions include a mixture of multiplication, division and addition calculations.

More [Year 3 Multiplication and Division](#) resources.

Did you like this resource? Don't forget to [review](#) it on our website.

Comparing Statements

Comparing Statements

1a. Circle the symbol to make the statement correct.

<
less than
>
greater than
=
equal to

x =

x =



VF

1b. Circle the symbol to make the statement correct.

<
less than
>
greater than
=
equal to

x =

x =



VF

2a. True or false?

is greater than

x =

x =



VF

2b. True or false?

is equal to

x =

x =



VF

3a. Complete the bar model. Use < (less than), > (greater than) or = (equal to) to make the statement correct.



VF

3b. Complete the bar model. Use < (less than), > (greater than) or = (equal to) to make the statement correct.



VF

4a. Use < (less than), > (greater than) or = (equal to) to complete the number comparison statements.

A. 5×2

2×5

B. 4×4

5×3

C. 2×8

3×4



VF

4b. Use < (less than), > (greater than) or = (equal to) to complete the number comparison statements.

A. 4×5

5×4

B. 3×2

4×3

C. 2×4

1×8




VF


Comparing Statements

Comparing Statements

5a. Circle the symbol to make the statement correct.



<
>
=




x =

x =




VF

5b. Circle the symbol to make the statement correct.



<
>
=



x =

x =



VF

6a. True or false?



=




x =

x =




VF

6b. True or false?



<



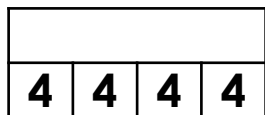
x =

x =

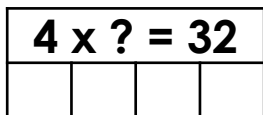


VF

7a. Complete the bar models. Use <, > or = to make the statement correct.

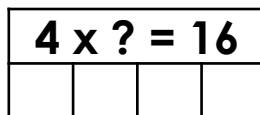


○

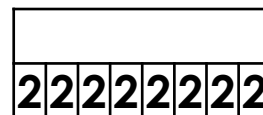


VF

7b. Complete at the bar models. Use <, > or = to make the statement correct.



○



VF

8a. Use <, > or = to complete the number comparison statements.

A. 5×8 $4 + 4 + 4 + 4 + 4 + 4$

B. $32 \div 4$ $24 \div 4$

C. $24 \div 2$ 3×4



VF

8b. Use <, > or = to complete the number comparison statements.

A. 3×8 $3 + 3 + 3 + 3 + 3 + 3 + 3$

B. $36 \div 4$ $24 \div 2$

C. $48 \div 8$ 3×4



VF

Comparing Statements

9a. Using the symbols $<$, $>$ or $=$ make the statements correct.

7×8 subtract 6 7×4 add 7×4

9×4 add 4×8 $96 \div 8$



VF

Comparing Statements

9b. Using the symbols $<$, $>$ or $=$ make the statements correct.

$36 \div 4$ 4×3 subtract 7

12×4 subtract 9 4×5 add 5×5



VF

10a. True or false?

6×4 add 2 $44 \div 4$ 4×4 add 4



VF

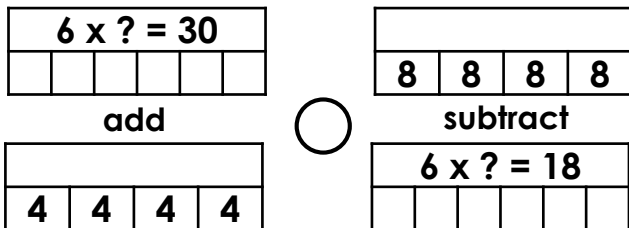
10b. True or false?

$36 \div 3$ 6×3 add 4 5×3 subtract 6



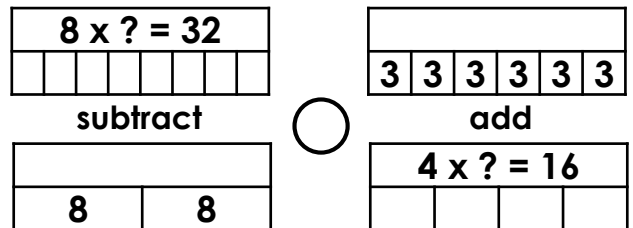
VF

11a. Complete the bar models. Use $<$, $>$ or $=$ to make the statement correct.



VF

11b. Complete the bar models. Use $<$, $>$ or $=$ to make the statement correct.



VF

12a. Use $<$, $>$ or $=$ to complete the number comparison statements.

A. 6×3 add 4 $2 + 2 + 2 + 2 + 2 + 2 + 2 + 2$

B. $28 \div 4$ 2×2 add 2×3

C. $48 \div 8$ 2×4 add 3×5



VF

12b. Use $<$, $>$ or $=$ to complete the number comparison statements.

A. $30 \div 5$ $4 + 4 + 4 + 4 + 4 + 4 + 4$

B. 8×4 add 7 7×5 add 2×3

C. $36 \div 4$ 6×4 add 5×3



VF

Varied Fluency Comparing Statements

Developing

1a. $3 \times 4 = 12 > 4 \times 2 = 8$

2a. False, $3 \times 2 = 6 < 4 \times 2 = 8$

3a. $12 < 16$

4a. A: $10 = 10$, B: $16 > 15$, C: $16 > 12$

Expected

5a. $6 \times 4 = 24 = 3 \times 8 = 24$

6a. True, $3 \times 4 = 12 = 6 \times 2 = 12$

7a. $4 \times 4 = 16 < 4 \times 8 = 32$

8a. A: $40 > 24$, B: $8 > 6$, C: $12 = 12$

Greater Depth

9a. $50 < 56$, $68 > 12$

10a. False, $26 > 11 < 20$

11a. $46 > 14$

12a. A: $22 > 16$, B: $7 < 10$, C: $12 < 23$

Varied Fluency Comparing Statements

Developing

1b. $3 \times 5 = 15 < 2 \times 8 = 16$

2b. False, $3 \times 4 = 12 > 4 \times 2 = 8$

3b. $15 > 8$

4b. A: $20 = 20$, B: $6 < 12$, C: $8 = 8$

Expected

5b. $4 \times 3 = 12 < 4 \times 4 = 16$

6b. False, $4 \times 2 = 8 > 2 \times 3 = 6$

7b. $4 \times 4 = 16 = 8 \times 2 = 16$

8b. A: $24 > 21$, B: $9 < 12$, C: $12 = 12$

Greater Depth

9b. $9 > 5$, $39 < 45$

10b. False, $12 < 22 > 9$

11b. $16 < 34$

12b. A: $6 < 28$, B: $39 < 41$, C: $9 < 39$