



twinkl.co.uk

Thanks for not printing this page!

Simply print from page 2 in your printing options to avoid wasted paper & ink!



...your first choice for easy to use, trusted and high quality teaching materials for educators and parents worldwide - professionally crafted materials with a personal touch.

A brief word about copyright...

By downloading this resource, you agree to the following:



You may use this resource for personal and/or classroom use only.

In order to support us, we ask that you always acknowledge www.twinkl.co.uk as the source of the resource. **If you love these resources, why not let others know about Twinkl?**



You must not reproduce or share this resource with others in any form. They are more than welcome to download the resource directly from us.

You must not host or in any other way share our resources directly with others, without our prior written permission.

We also ask that this product is not used for commercial purposes and also that you do not alter the digital versions of our products in any way.

Thank you for downloading!

We hope you enjoy the resource and we'll see you very soon!



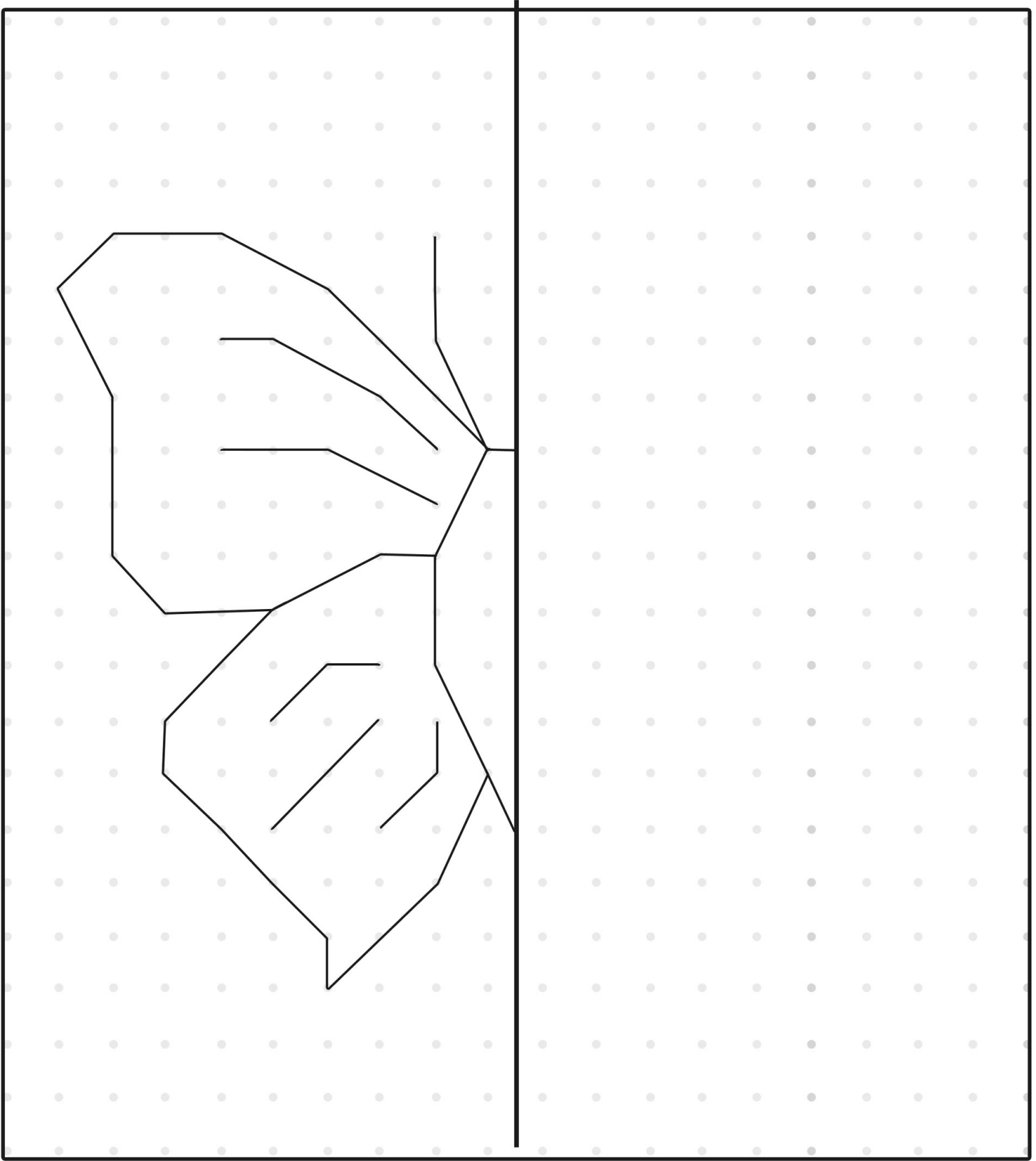
Did you know we also have twinkl Premium for schools?

Email sales@twinkl.co.uk for more information.

Line of Symmetry Worksheet



Name: Date:



I have drawn _____

Line of Symmetry Worksheet



Name: Date:

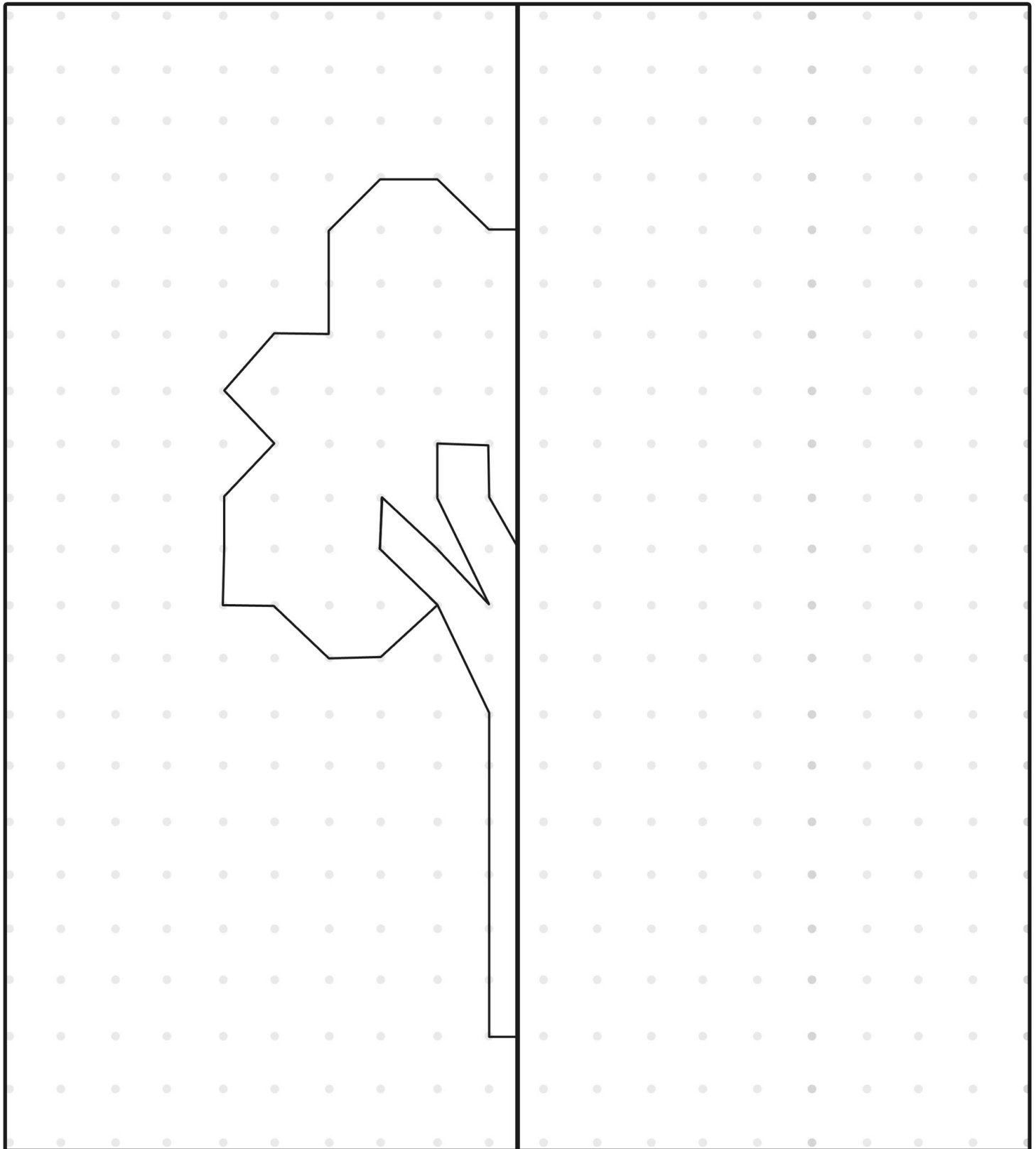
The grid is divided into two equal halves by a vertical line. On the left side, there is a complex shape composed of several octagons. At the top, there is a small octagon. Below it, a larger octagon is positioned to the left, and another octagon is to its right. Below these, there is another large octagon on the left, and a smaller one on the right. At the bottom, there is a single octagon. A vertical line extends downwards from the bottom-right corner of this octagon. The right half of the grid is empty.

I have drawn _____

Line of Symmetry Worksheet



Name: Date:

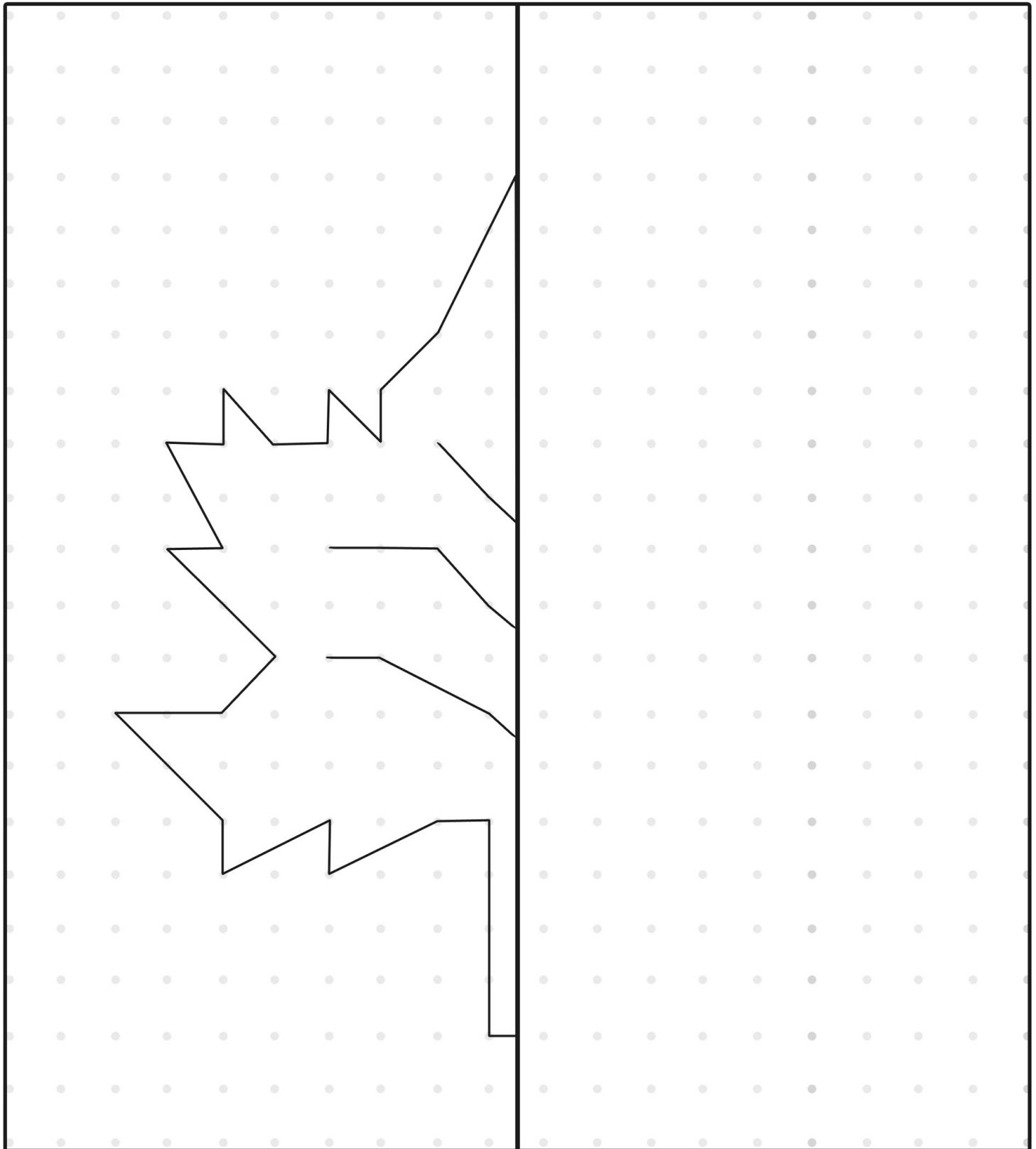


I have drawn _____

Line of Symmetry Worksheet



Name: Date:



I have drawn _____

Line of Symmetry Worksheet



Name: Date:

I have drawn _____